



## Guide to ICS 2020 Paper Submission System

ICS 2020 uses EasyChair as the paper submission system. Please register an account before submission.

<https://easychair.org/conferences/?conf=ics20200>



[Help](#) / [Log in](#)

Log in to EasyChair for ICS 2020



**Session timeout! You have to log in again.**

User name:

Password:

**Log in**

---

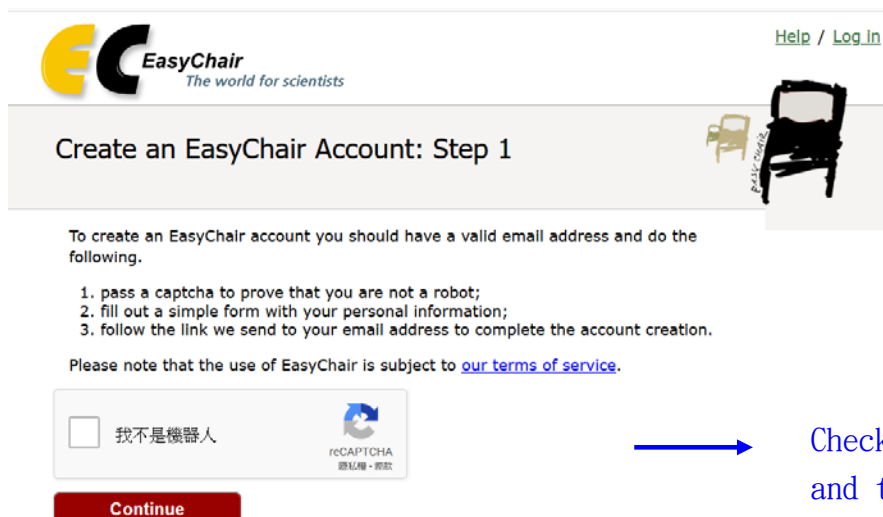
[Forgot your password?](#)  
[Problems to log in?](#)  
[Create an account](#) →

Create an account for a new user

**Submission of new papers for ICS 2020 is open.**

1 Create a new account (If you already have one, go to 2 Submit your paper )

### 1.1 Step 1 - reCAPTCHA verification



Help / Log In

## Create an EasyChair Account: Step 1

To create an EasyChair account you should have a valid email address and do the following.

1. pass a captcha to prove that you are not a robot;
2. fill out a simple form with your personal information;
3. follow the link we send to your email address to complete the account creation.

Please note that the use of EasyChair is subject to [our terms of service](#).

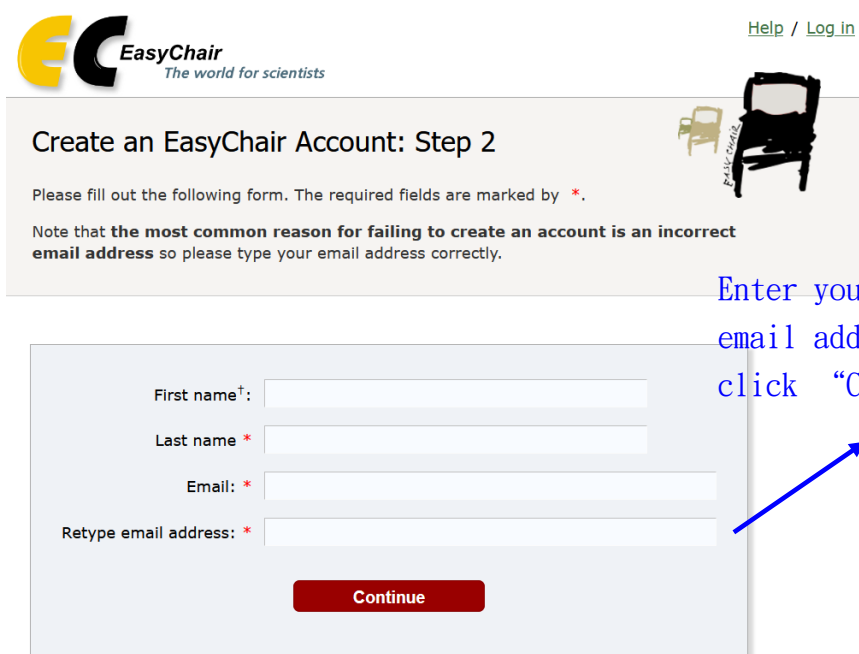
我不是機器人

reCAPTCHA  
驗證碼 - 挑戰

Continue

Check the box, and then click "Continue"

### 1.2 Step 2 - Enter account information



Help / Log In

## Create an EasyChair Account: Step 2

Please fill out the following form. The required fields are marked by \*.

Note that the most common reason for failing to create an account is an incorrect email address so please type your email address correctly.

First name<sup>†</sup>:

Last name \*

Email: \*

Retype email address: \*

Continue

Enter your name and email address, and then click "Continue"

### 1.3 Step 3 - Reply the confirmation email in your mailbox



EasyChair <noreply@easychair.org>  
寄給我 ▾

🇺🇸 英文 ▾ > 中文(繁體) ▾ 翻譯郵件

Dear Jeremy Tsai,

We received a request to create an EasyChair account for you. To create an EasyChair account, please click on this link:

<https://easychair.org/account/create?code=2QjhDz5b80yUtOBRtfmS>

Click the hyperlink to confirm your email address

## 1.4 Step 4 - Choose your username and password

### Create an EasyChair Account: Last Step



Hello Meng-Hsun Tsai! To complete the creation of your account please fill out the following form. You should create the account within 30 minutes, otherwise you will have to fill out this form from scratch.

To use EasyChair, you must agree to its Terms of Service ([view terms](#)), ([download terms](#)).

I agree to EasyChair Terms of Service

Enter your personal data.

First name<sup>†</sup>:

Last name \*

Organization: \*

Country/region: \*

The Web page is used to provide a link to it on some EasyChair pages, for example when you are mentioned as an author in a published conference program. It is optional. Please do not use the Web page of your organization here: if you fill this out, it should only be your personal Web page.

Your personal Web page

Enter your account information. Note that user names are case-insensitive

**User name jeremy\_tsai is available!**

User name: \*

Password: \*

Retype the password: \*

Check the box for agreeing terms of service

Check if your username is available, enter password, and then click "Create my account"

## 1.5 Step 5 - Account successfully created

### Account Created



Your EasyChair account has been created!

To log in and access ICS 2020 pages [click here](#).

Click "click here" to start submitting your paper

## 2 Submit your paper

### 2.1 After you login, you will see the homepage of ICS 2020



#### Author

- [make a new submission](#)




Click “make a new submission” to start the submission process

#### CFP

This conference has a call for papers on the EasyChair Smart CFP:

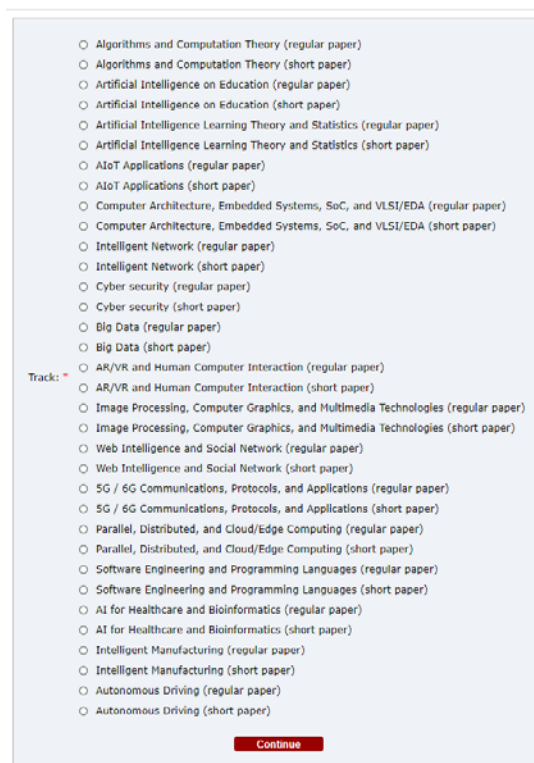
- [view call for papers](#)



Conference website	<a href="http://ics2020.ncku.edu.tw/">http://ics2020.ncku.edu.tw/</a>
Submission link	<a href="https://easychair.org/conferences/?conf=ics20200">https://easychair.org/conferences/?conf=ics20200</a>
Submission deadline	September 1, 2020

Topics: [artificial intelligence \(ai\)](#) [multimedia](#) [mobile network](#) [intelligent manufacturing](#)

### 2.2 Select workshop



Select track (workshop), and then click “Continue”

## 2.3 Enter paper information

ICS 2020 (author) [Help](#) / [Log out](#)

New Submission | ICS 2020 | Conference | News | EasyChair

### New Submission for ICS 2020

Follow the instructions, step by step, and then use the "Submit" button at the bottom of the form. The required fields are marked by \*.

#### Author Information

For each author please fill out the form below. Some items on the form are explained here:

- **Email address** will only be used for communication with the authors. It will not appear in public Web pages of this conference. The email address can be omitted for not corresponding authors. These authors will also have no access to the submission page.
- **Web page** can be used on the conference Web pages, for example, for making the program. It should be a Web page of the author, not the Web page of her or his organization.
- Each author marked as a **corresponding author** will receive email messages from the system about this submission. There must be at least one corresponding author.

**Author 1** ([click here to add yourself](#))

First name\*:

Last name\*:

Email\*:

Country/region\*:

Organization\*:

Web page:

corresponding author

**Author 2** ([click here to add yourself](#))

First name\*:

Last name\*:

Email\*:

Country/region\*:

Organization\*:

Web page:

corresponding author

**Author 3** ([click here to add yourself](#))

First name\*:

Last name\*:

Email\*:

Country/region\*:

Organization\*:

Web page:

corresponding author

[Click here to add more authors](#)

Author information

Paper title and abstract

\* Note: leave first name blank if there is no first name. If you are not sure how to divide a name into the first and last name, [read the help article about names](#).

#### Title and Abstract

The title and the abstract should be entered as plain text; they should not contain HTML elements.

Title\*:

Abstract\*:

#### Keywords

Type a list of keywords (also known as key phrases or key terms), **one per line** to characterize your submission. You should specify at least three keywords.

Keywords\*:

#### Files

The following part of the submission form was added by ICS 2020. It has neither been checked nor endorsed by EasyChair

**Paper.** \* Upload your paper. The paper must be in PDF format (file extension .pdf)

浏览檔案...

Ready?

If you filled out the form, press the "Submit" button below. **Do not press the button twice; uploading may take time!**

Upload the article in PDF format

Click "Submit" to finish the submission process

At least three keywords

2.4 Paper successfully submitted (a confirmation E-mail is also sent to your mailbox)



ICS 2020 (author)

If you have submitted more than one paper, you can choose among your submissions. [Help](#) / [Log out](#)

New Submission	Submission 6	ICS 2020	Conference ↻	News	EasyChair
----------------	--------------	----------	--------------	------	-----------

ICS 2020 Submission 6

- Update information
- Update authors
- Add file

**The submission has been saved!**

Submission 6	
Title:	test title
Track:	5G / 6G Communications, Protocols, and Applications
Author keywords:	keyword1 keyword2 keyword3
Abstract:	test abstract
Submitted:	Jul 17, 03:43 GMT
Last update:	Jul 17, 03:43 GMT

Sub-menu for updating your paper

Authors						
first name	last name	email	country	affiliation	Web page	corresponding?
Jeremy	Tsai	tsaimh@mail.ncku.edu.tw	Taiwan	National Cheng Kung University		✓